

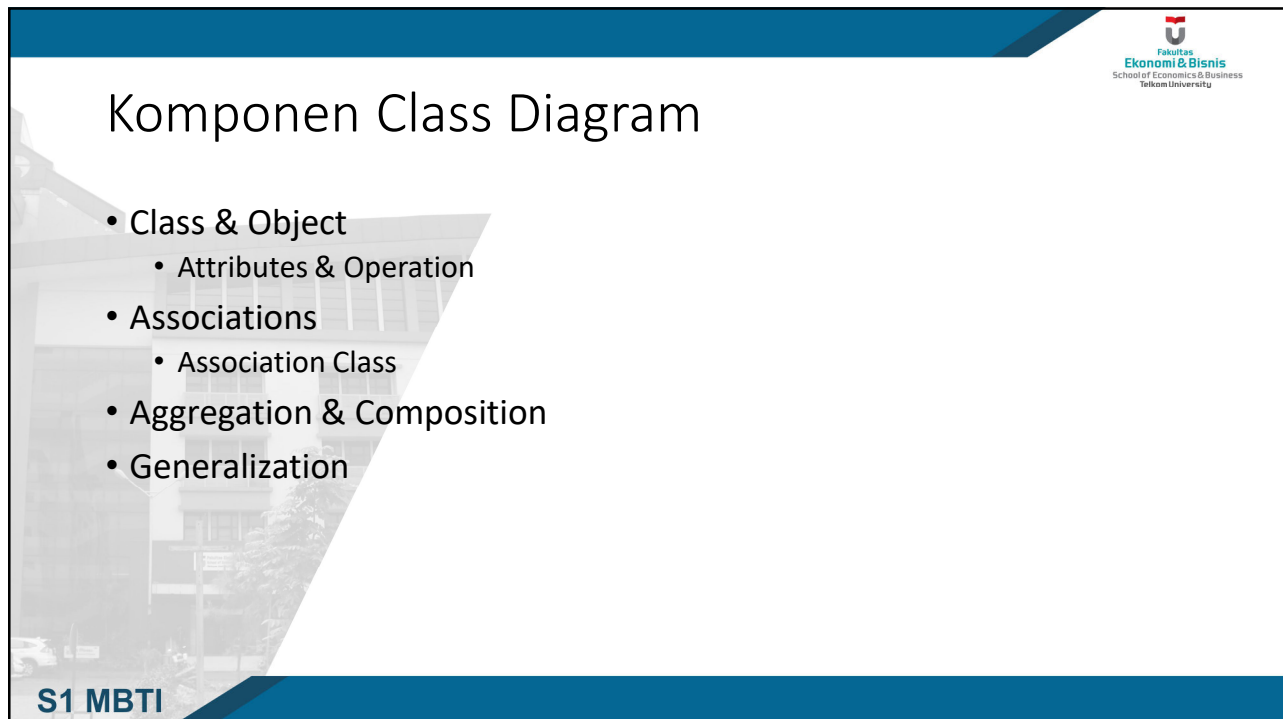
The cover slide features a photograph of a modern building on the left, partially obscured by a large blue diagonal graphic. The building is identified by the logo of the Faculty of Economics & Business, Telkom University. The text on the right side of the slide reads 'S1 MBTI' in the top right corner, followed by the main title 'Analisis dan Perancangan Sistem (APS)' in a large font, and 'Class Diagram' in a smaller font below it.

Fakultas  
Ekonomi & Bisnis  
School of Economics & Business  
Telkom University

S1 MBTI

# Analisis dan Perancangan Sistem (APS)

Class Diagram



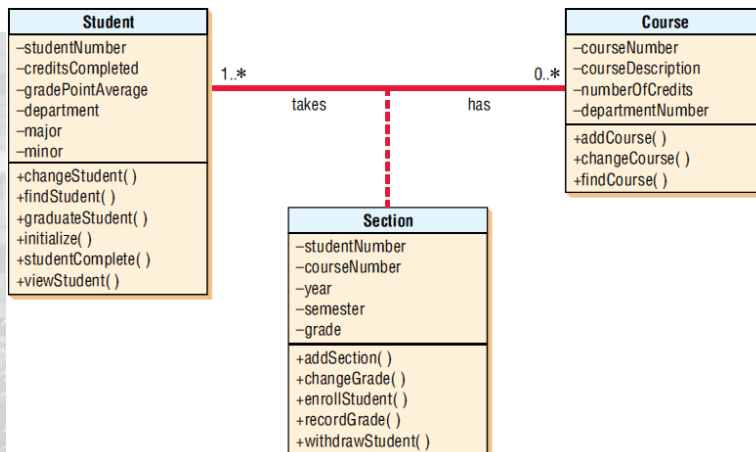
This slide is titled 'Komponen Class Diagram' and lists five main components of a class diagram. The background features a faded image of the same building seen on the cover slide. The Telkom University logo is in the top right corner, and 'S1 MBTI' is in the bottom left corner.

## Komponen Class Diagram

- Class & Object
  - Attributes & Operation
- Associations
  - Association Class
- Aggregation & Composition
- Generalization

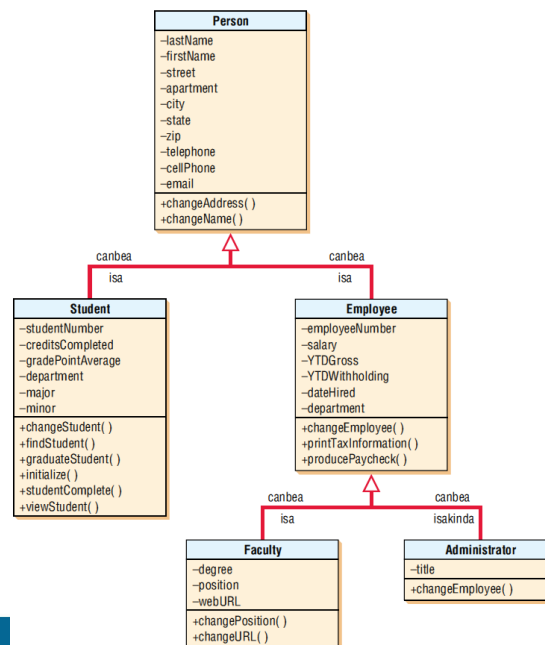
S1 MBTI

# Association Classes

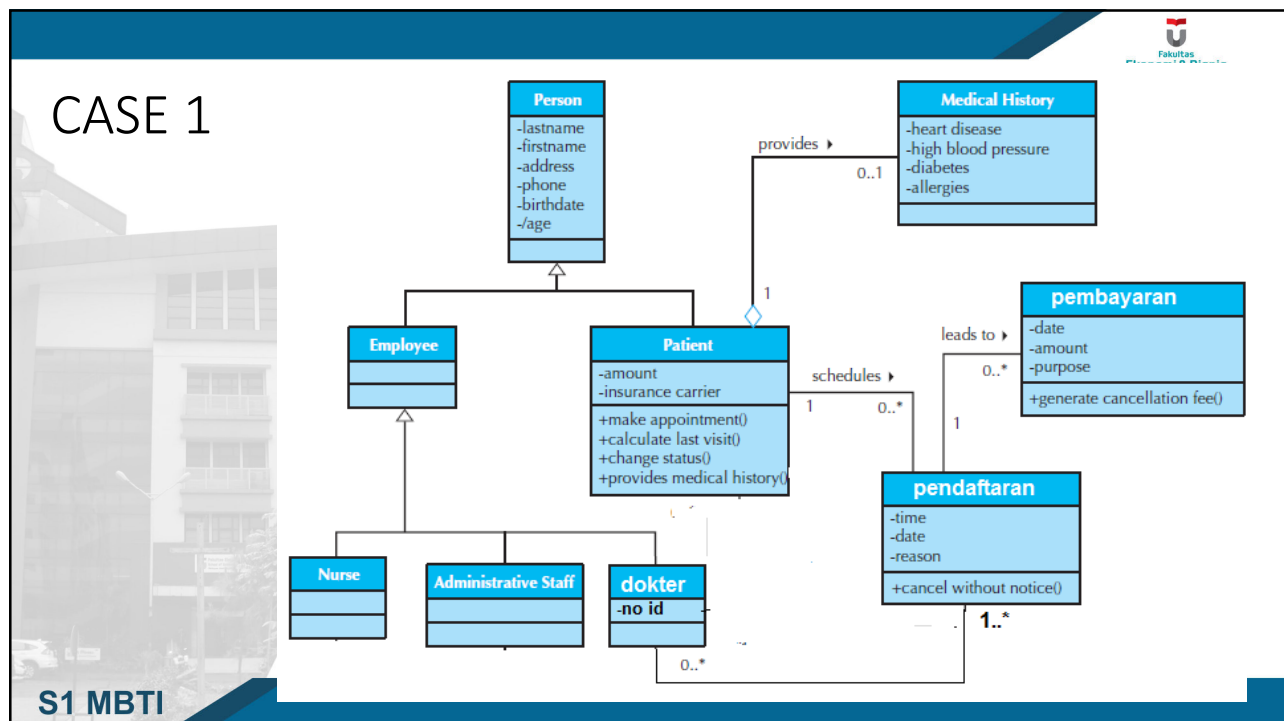
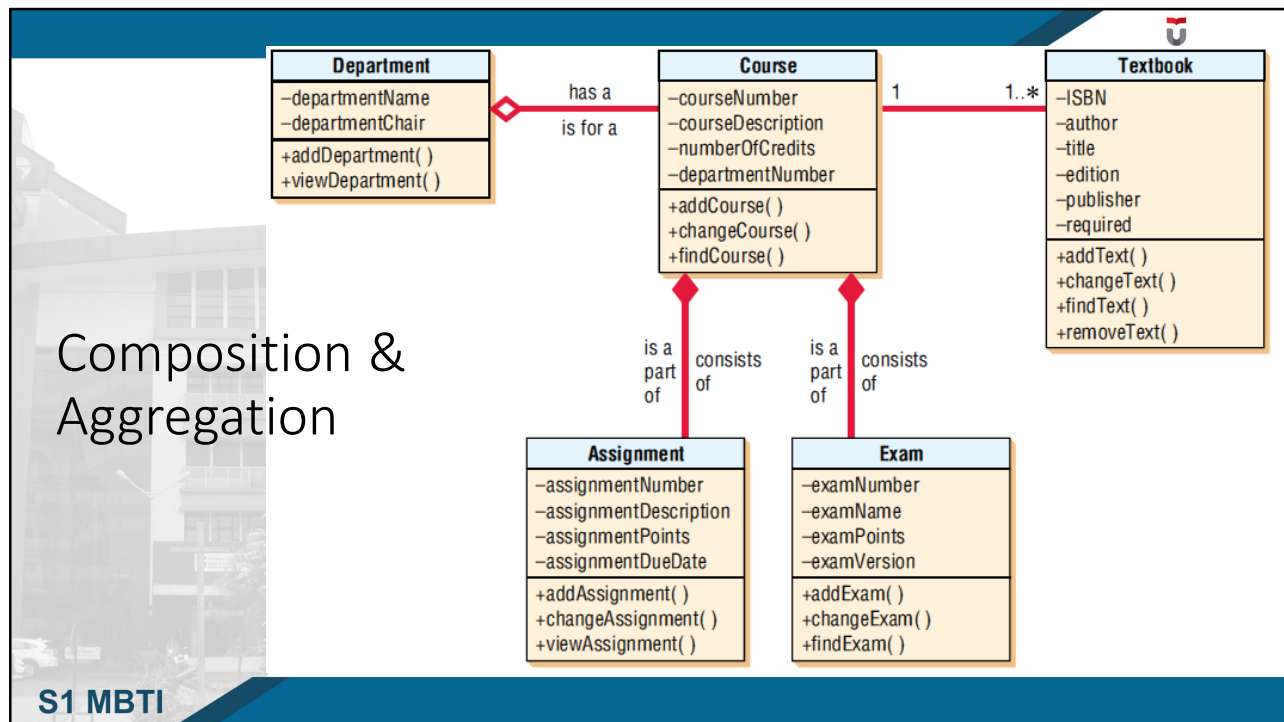


S1 MBTI

# Generalization



S1 MBTI



## Case 2

Buatlah sebuah class diagram untuk sebuah Bank berdasarkan deskripsi berikut:

- Bank memiliki banyak cabang yang dapat diidentifikasi berdasarkan kode dan alamatnya
- Di setiap cabang memiliki account yang menyimpan informasi saldo dan nomor account. Account di Bank dapat berupa Tabungan dan Deposito.
- Setiap account dapat melakukan transaksi yang memiliki ID trans, tanggal, tipe, jumlah, dan saldo setelah transaksi.
- Satu nasabah dapat memiliki satu atau lebih account di cabang. Seorang nasabah memiliki informasi nama, alamat, tanggal lahir.
- **NOTE:** identifikasi operation/method yang dapat dimiliki oleh masing2 class

S1 MBTI

## Case 3

- Buatlah Class Diagram pada suatu situs *online shop*
  - Tuliskan asumsi yang Anda gunakan

S1 MBTI